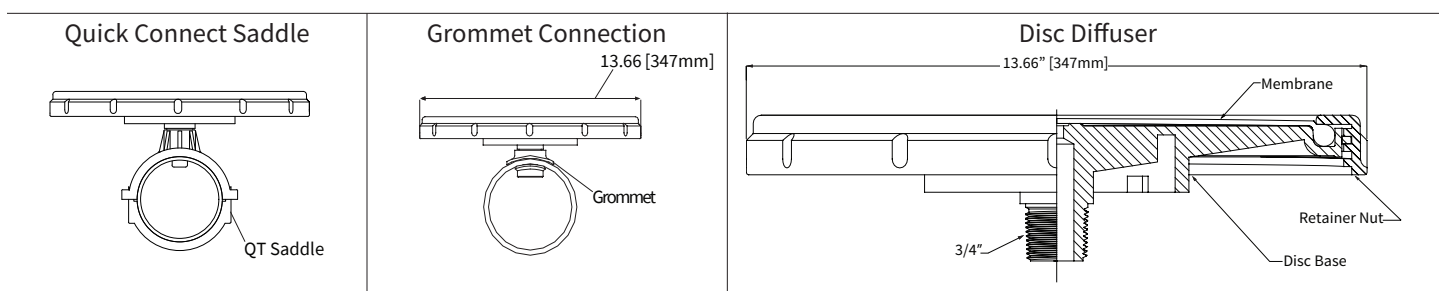


# SSI 12" Disc Diffuser Systems– A Global Success Story

The SSI 12" Disc Diffuser System combines engineering excellence, superior component quality, and a technically advanced product design. Proven highly durable and efficient in thousands of municipal and industrial installations around the world, this advanced system has reliability built into every stage of performance. SSI's AFD350 comes in several membrane materials including our patented PTFE membrane, designed to use less energy and require minimal maintenance. The diffuser base is molded with virgin polypropylene for extended performance. SSI's 12" disc diffusers offer higher airflow at 2.0-4.0 SCFM, with the same efficiency with more surface area covered than a 9" disc diffuser. This means less piping, and lower cost overall for a complete system.



# Unique System Strengths

## Complete product line – creating the system that fits your needs

SSI manufactures disc diffusers and coarse bubble diffusers, and we mount these products on a wide range of piping materials including PVC, CPVC, PP and Stainless Steel. We have the ability to attach diffusers to pipe using saddles, grommets, or pre-assembled PODS. We can provide retrievable systems or fixed grids, and systems in kit form or mostly factory assembled. We try to understand and anticipate your needs, and fit our recommendations to your situation.

## Piping system integrity – thicker wall pipe and double anchors for fewer breakages

Our piping is 38% thicker and has double rod support stands as standard – two anchors for each support location means twice the resistance to hydraulic and thermal loads. Most often supports fail due to temperature and water velocity. SSI locates two anchors where support is needed most, helping to increase product longevity.

## Comprehensive design service and after sales support

SSI provides full design services, including biological and mixing calculations, process simulations and hydraulic studies. We maintain a full drafting department with 3D and animation capabilities and we can assist with specifications and CAD drawings. Our service and installation crew can hold your hand during the early stages of the project and our worldwide multilingual staff is dedicated to your complete satisfaction.

# Intelligent Upgrade Options

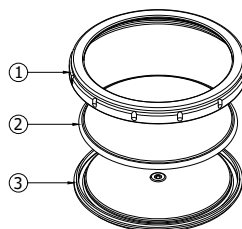
## Patented PTFE membranes prolong efficiency and reduce whole-life costs

SSI's patented PTFE membrane barrier properties not only reduce plasticizer extraction, shrinking, and membrane hardening but also limit dynamic changes that can result from swell, such as creep. Compared with uncoated products that are more susceptible to increases in DWP due to more aggressive fouling and changes in physical properties and weight, the PTFE coated membrane improves consistency of DWP (Headloss) values over the product life. This directly impacts long-term power costs and the ability of the system to distribute air uniformly across the tank floor.

### Diffuser Parts

- | Diffuser Parts   | Material                      |
|------------------|-------------------------------|
| 1. Retainer nut  | PP                            |
| 2. Membrane      | EPDM / PTFE / PEEK / Silicone |
| 3. Diffuser Base | PP                            |

Max. Temperature resistance - 212°F / 100°C



SSI provides full design services, including biological and mixing calculations, process simulations and hydraulic studies.

## Grommet Connection

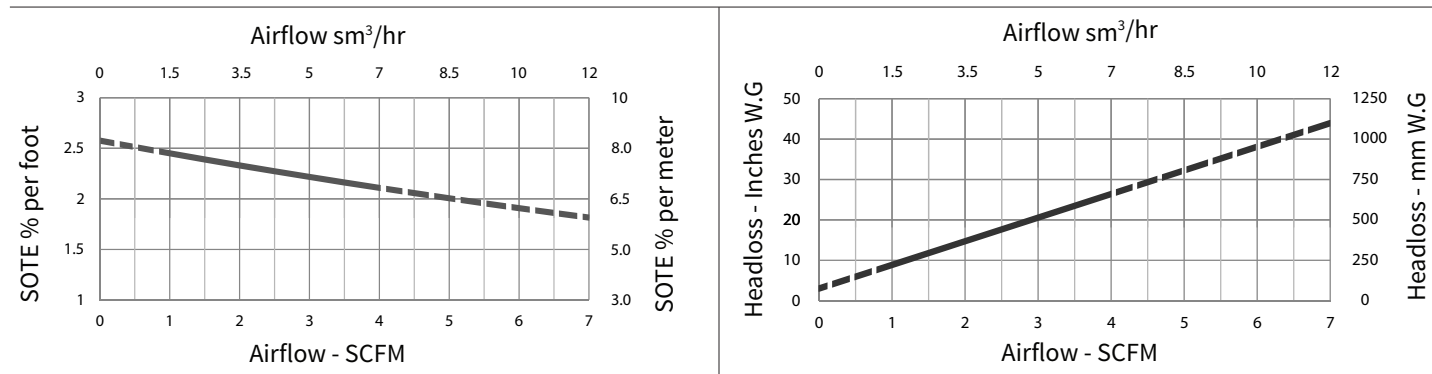
Simple to install on site, compact to ship and move. Affordably priced and time tested over 15 years worldwide.

## Quick Threaded Saddle

QTS saddles quickly and easily bolt onto the pipe and allow installation of the diffuser with a few simple turns.

| Avg Operating Condition per Diffuser             | Peak Air Flow per Diffuser           | Orifice Size | Slit Qty | Active Surface Area per Diffuser              | Weight per Diffuser AFD350 |
|--|--------------------------------------|--------------|----------|---|----------------------------|
| 0.8 - 4.0 SCFM<br>1.35 - 7.0 Sm <sup>3</sup> /hr | 7.0 SCFM<br>12.0 Sm <sup>3</sup> /hr | 3/8"<br>10mm | 10,155   | 0.70 ft <sup>2</sup><br>0.0650 m <sup>2</sup> | 3.0 lbs<br>1.40 kg         |

Operating diffusers distant to average operating conditions range might leads to poor uniform distribution and subjected to rapid fouling.



Above curves are generated based on ideal condition. Actual curves for specified project/condition to be provided upon request.